


RBS Anti Sulfuration Chip Resistors

(Halogen Free)
RoHs
Compliant

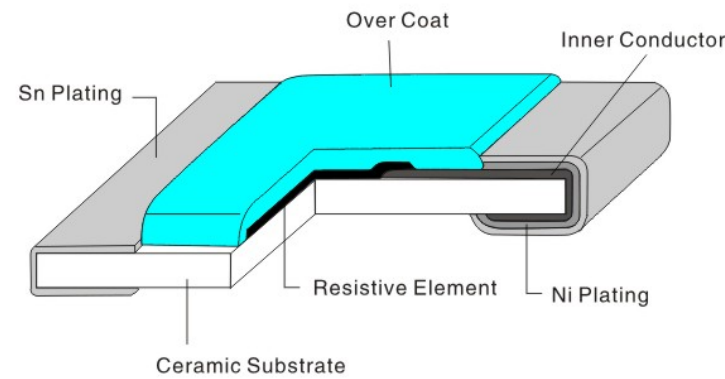
(Halogen Free)
RoHs
Compliant

Features

- Low parasitics
- Excellent high-frequency stability
- Low noise
- Narrow tolerance
- Low profile
- High integration potential



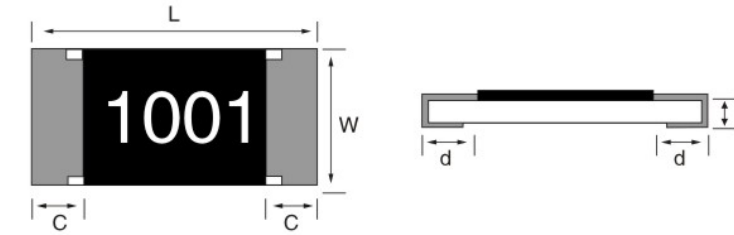
Construction



Type Designation

RBS	06	B	T	P	1001
Product Code	Size Power Rating (at 70°C)	Tolerance	Packaging	TCR (ppm/°C)	Nominal Resistance
Anti Sulfuration	04:0402 (1.0×0.5mm) 1/16W 06:0603 (1.6×0.8mm) 1/10W 08:0805 (2.0×1.2mm) 1/8W 12:1206 (3.2×1.6mm) 1/4W	B:±0.10% C:±0.25% D:±0.50% F:±1.00%	T:Paper Tape B:Bulk Cassette	J:±5ppm K:±10ppm M:±15ppm P:±25ppm S:±50ppm T:±100ppm	e.g., 1001=1kΩ

Dimensions



Unit:mm

Type	L	W	C	d	t
RBS04	1.00±0.05	0.50±0.05	0.20±0.10	0.25±0.10	0.35±0.05
RBS06	1.60±0.10	0.80±0.10	0.30±0.20	0.30 ^{+0.20} _{-0.10}	0.45±0.10
RBS08	2.00±0.10	1.25±0.10	0.40±0.20	0.40±0.20	0.50±0.10
RBS12	3.10±0.10	1.55±0.10	0.50±0.30	0.40±0.20	0.55±0.10

Rating & Characteristic

Type	Power Rating at 70°C	Rated Voltage	Max. Working Voltage	Max. Over-load Voltage	T.C.R (PPM/°C)	Resistance Range	Resistance tolerance (%)
RBS04	1/16W	(P*R) ^{1/2}	50V	100V	±10 ±25 ±50 ±100	100Ω-100KΩ	±0.1~±1.0
RBS06	1/10W	(P*R) ^{1/2}	75V	150V	±10 ±25 ±50 ±100	100Ω-390KΩ	±0.1~±1.0
RBS08	1/8W	(P*R) ^{1/2}	150V	300V	±10 ±25 ±50 ±100	100Ω-800KΩ	±0.1~±1.0
RBS12	1/4W	(P*R) ^{1/2}	150V	300V	±10 ±25 ±50 ±100	100Ω-1MΩ	±0.1~±1.0

Operating Temp(°C):-55°C~+125°C

Note:1. $E = \sqrt{P \cdot R}$, E=Rated Voltage(V); P=Rated Power(W); R=Resistance Value(Ω)
2. Except for the above standardized products, we also provide the customized products.